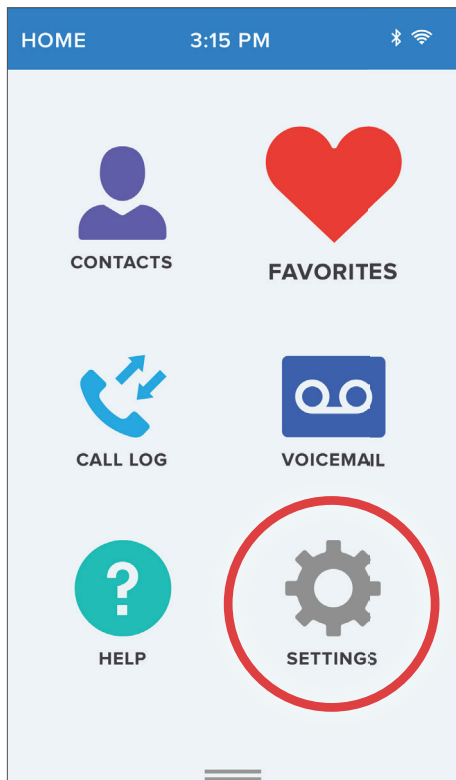
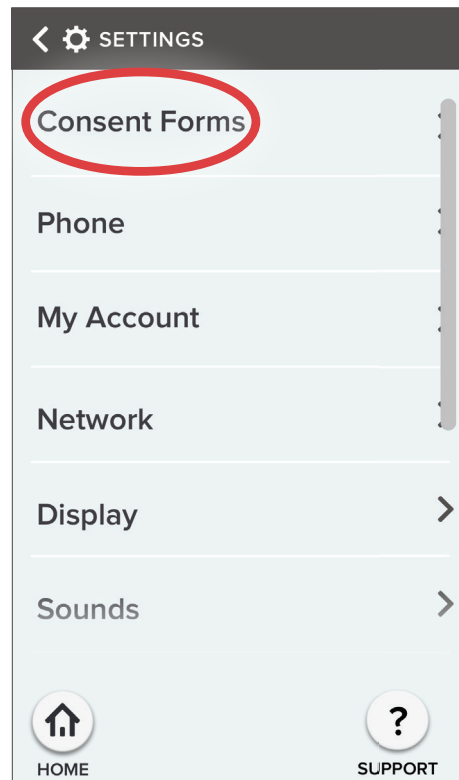


# How To Complete Consent

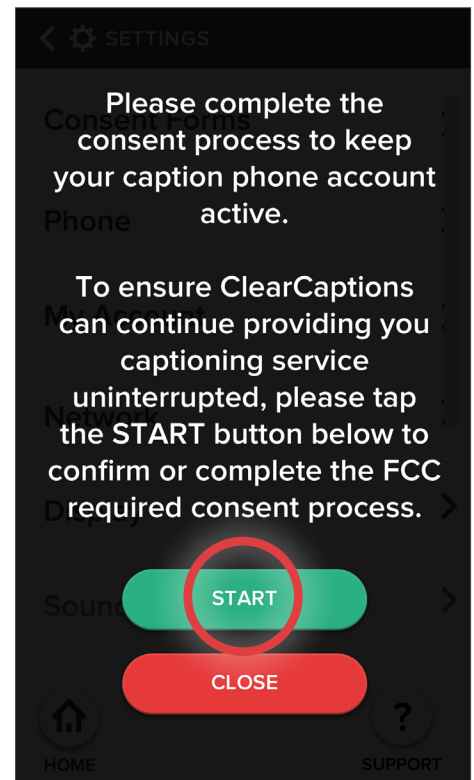
Did you know that you can easily keep your account active by providing consent? Provide consent right on your ClearCaptions Phone. Here's how:



1. From the Home screen, tap **SETTINGS**.



2. At the top of the Settings screen, tap **Consent Forms**.



3. Tap **START** then complete each step and accept the terms to continue your service.

If you would like help completing this process, our Customer Support Team is here for you. Call **866-868-8695** or email [support@clearcaptions.com](mailto:support@clearcaptions.com).

**IMPORTANT:** We need your consent for verification. Without your immediate action, we may be required to interrupt your service.